

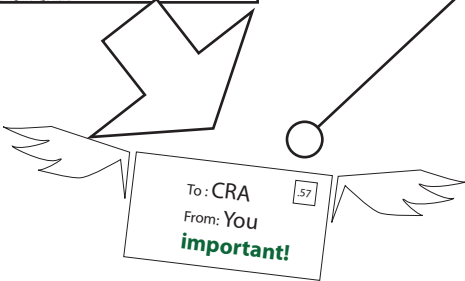


CRA has a 3 year window to reassess your charitable donation credits. The reassessment process has a number of steps. It is important to know where you are in the entire process and to understand what is significant or not within each stage. This roadmap was designed to help guide you, showing you the different documents that you may receive along the way, and how to respond to them.





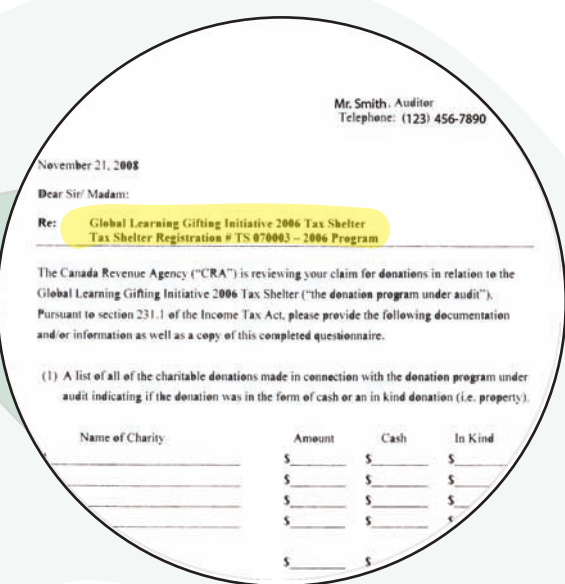
step 1

File your annual tax return. Ensure that you include a copy of your charitable donation receipts along with your T5003.




step 2a

CRA has sent you a lengthy communication with many questions. Don't panic! This questionnaire is not unexpected.



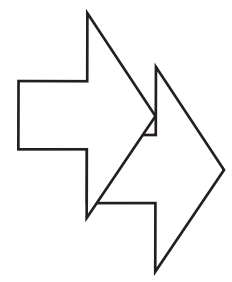
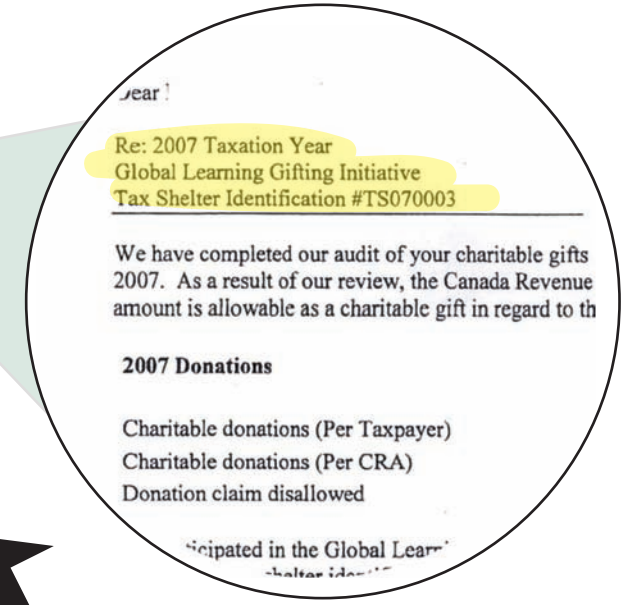
step 2b

GLGI will mail all donors a package with the suggested responses for this questionnaire. These suggested responses have been reviewed by our lawyers. It is also okay not to receive a questionnaire as not everyone is sent one.

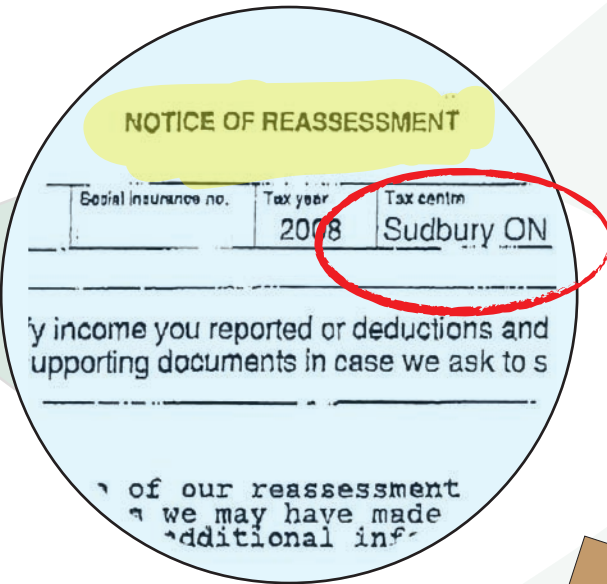



step 3

CRA has sent you another letter. This letter is the Proposal for Re-Assessment. It is an announcement that your actual Re-Assessment is forthcoming. You should receive the actual Re-Assessment (blue form) shortly after this.

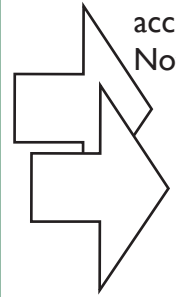


To: YOU
From: CRA
important!



step 4a

CRA has now sent you a blue form that looks very similar to the blue form that accompanies your tax returns. This is your Notice of Re-Assessment.

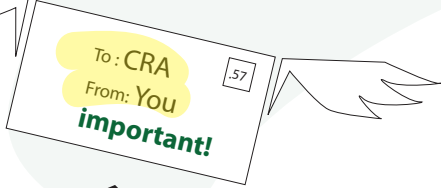


step 4b

You will receive a package from GLGI (both in the mail as well as via email). In this package is your Notice of Objection form along with detailed instructions as to how to complete your Notice of Objection. You have 90 days to officially reply to your Notice of Re-Assessment. To find your tax centre, look in the top right hand corner of the first page.



Notice of Objection Response



To: YOU
From: CRA
important!



step 5

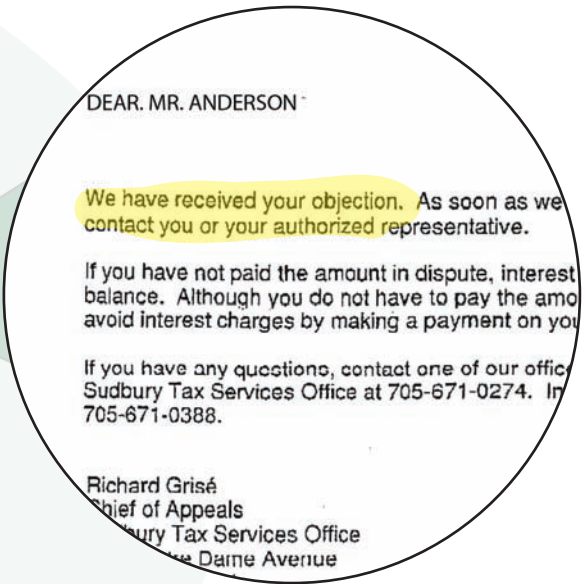
CRA sends a letter in regards to your Notice of Objection. This communication is simply to confirm that they have received your official objection form. You do not need to respond to this confirmation.



step 6

Tax Court – A select few will represent all donors. We will update all donors on the process.

For this and more information, please visit our website at www.glg.ca



**WHERE
AM I
WITH CRA**

The GLGI Roadmap is a marketing tool designed to suggest a course of action. Although the suggestions have been reviewed by legal counsel, we strongly encourage all donors to seek advice from their own legal counsel as to the course of action best suited for the individual's personal circumstance.